

Horizontal Woltmann Detachable Dry Dial



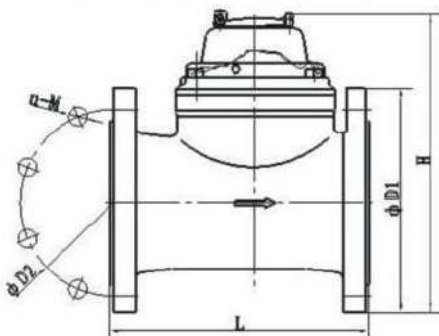
➤ Product description

This range of water meter is used to measure the total quantity of cold or hot water which is consumed in industrial and mining enterprise passing through the pipeline.

Compliance with Standard: technical data conforms to ISO4064 Class B Standard for horizontal installation.

➤ Features

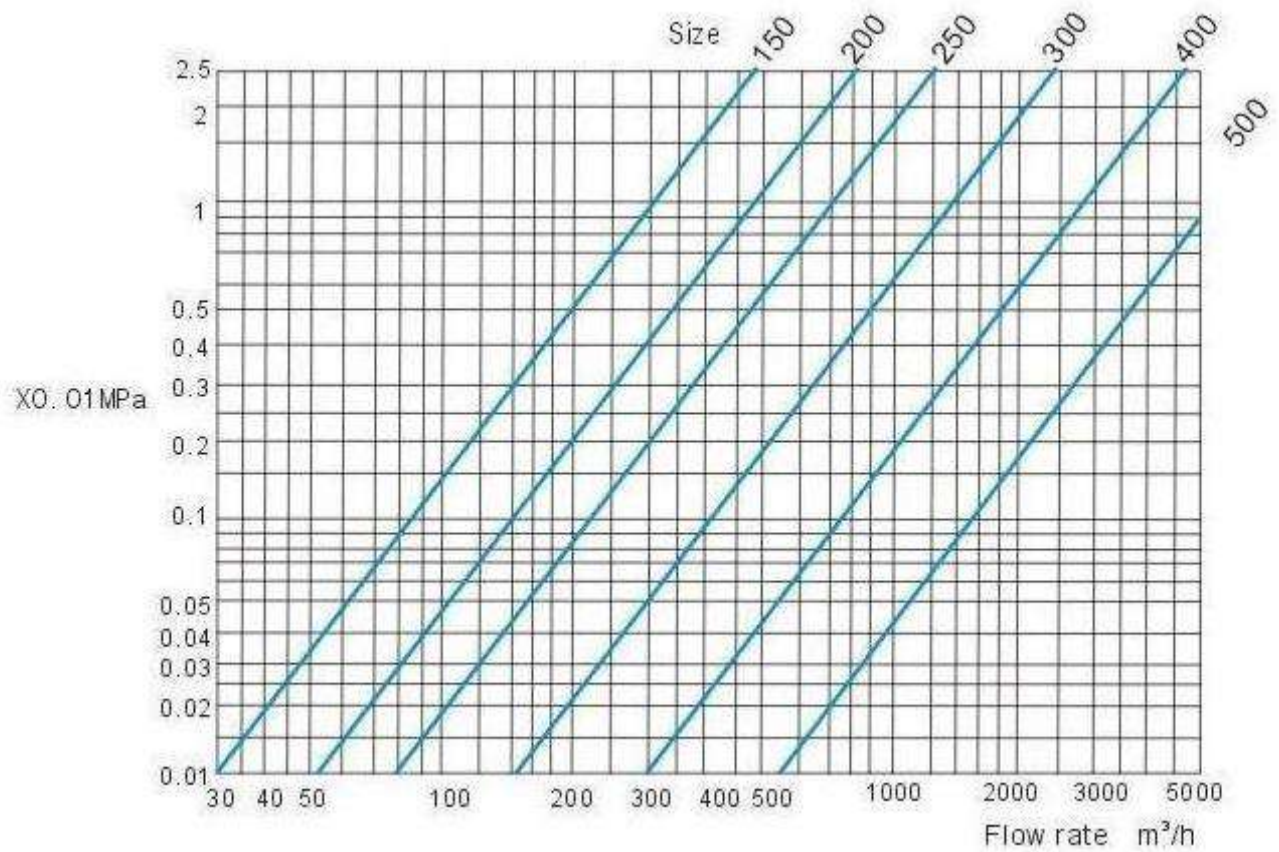
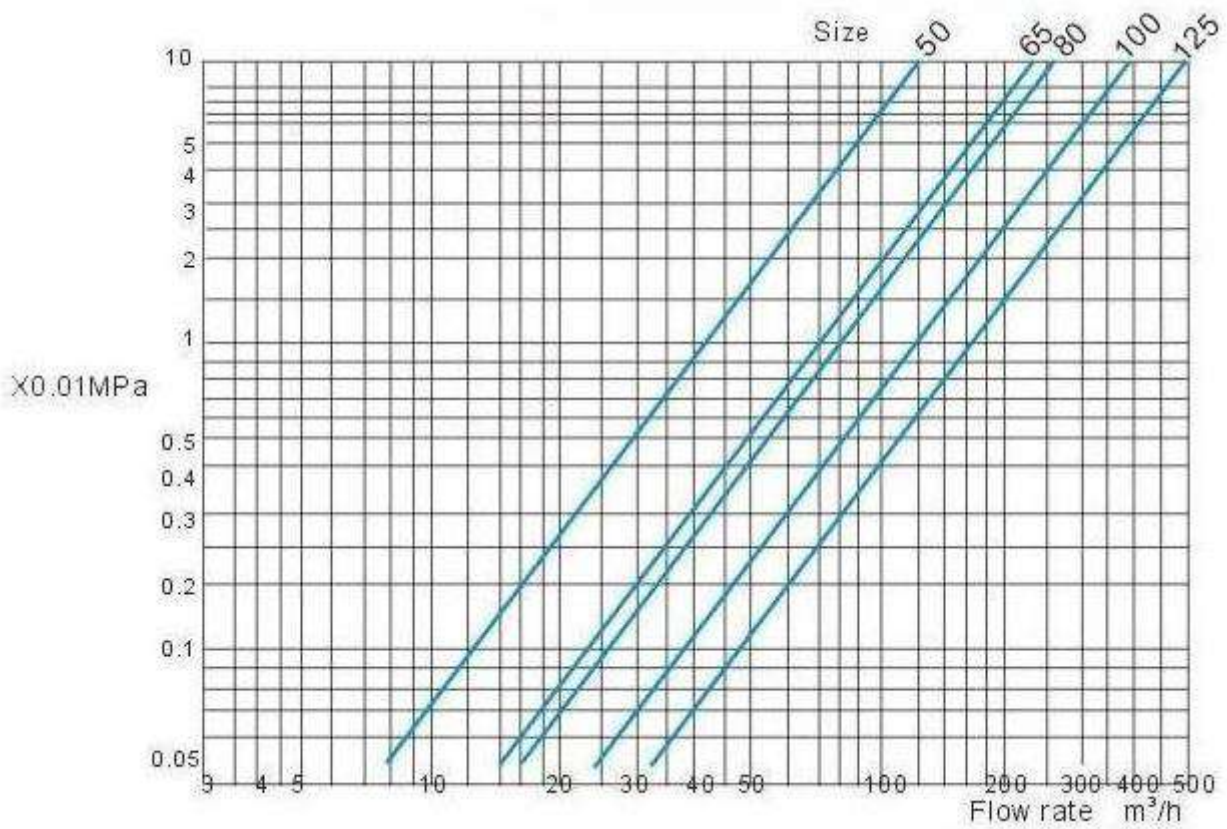
1. Woltmann detachable type.
2. Dry-dial, magnetic drive.
3. Selected high quality materials for steady and reliable characteristics, low head loss and long life span.
4. Measuring accuracy conform to GB/T778-2007, ISO4064-2005 Standard.
5. Universal use within this range detachable, without removing the meter from the pipeline for a easy maintenance and replacement, good loking etc.



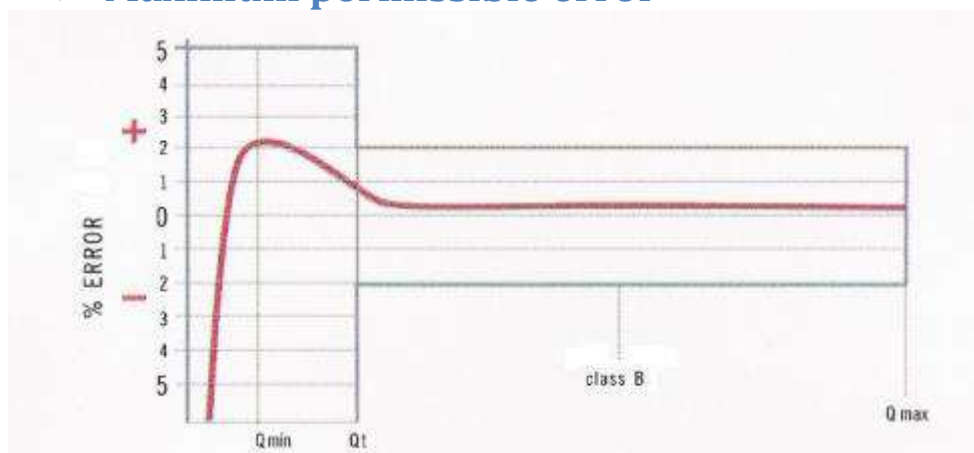
➤ Working conditions

1. Water temperature: cold water meter 0-40°C, hot water meter 0-90°C
2. Humidity: <93%
3. Nominal pressure: ≤ 1.6 MPa
4. Pressure loss: ≤ 0.1 MPa
5. Water quality accords with national standard for tap water.

➤ Pressure loss curve



➤ Maximum permissible error



➤ Main technical data

Type	Size [mm]	Q ₃ /Q ₁	Q ₄ Max. flow	Q ₃ Nominal flow	Q ₂ Transitional flow	Q ₁ Min. Flow	Min. Reading	Max. Reading
			[m ³ /h]					[m ³]
AW-50	50	50	50	40	1.25	0.8	0.005	999999
AW-65	65	50	60	50	1.25	1	0.005	
AW-80	80	50	78.7	63	2	1.25	0.005	
AW-100	100	50	125	100	3.2	2	0.005	
AW-125	125	50	200	100	5	3.2	0.005	
AW-150	150	50	312.5	250	8	5	0.05	999999
AW-200	200	50	500	400	12.5	8	0.05	
AW-250	250	50	737	630	20	12.5	0.5	999999
AW-300	300	50	1250	1000	32	20	0.5	

➤ Dimension and Weight

Type	Size	Lenght	Width	Height	Connecting flange			Weight [kg]
	[mm]				Outer diameter [mm]	Bolt circle diameter [mm]	Connecting bolt [pcs]	
AW-50	50	200	232	380	165	125	4xM16	12
AW-65	65	200	242	380	185	145	4xM16	13
AW-80	80	225	252	380	200	160	8xM16	16
AW-100	100	250	262	380	220	180	8xM16	16.4
AW-125	125	250	275	420	250	210	8xM16	20
AW-150	150	300	325	4200	285	240	8xM20	42
AW-200	200	350	352	6600	340	295	8xM20	64
AW-250	250	450	470	660	395	350	12xM20	94
AW-300	300	500	492	660	445	400	12xM20	114
AW-400	400	600	630	830	565	515	16xM24	199
AW-500	500	800	740	930	670	620	20xM24	340